

Dear Customer,

This Quick Start Guide is enclosed with detailed washing machine operating instructions. Before using the appliance carefully read the Operating Instructions, especially guidelines for safe use.

Before plugging your appliance into the mains power, remove the transport bolts and level the appliance. Do not start the washing machine before it is properly set up.

Only wash delicate fabrics, synthetics, wool using

designated programs. Only load such fabrics according to a table of the maximum load sizes (see page 2).

The correct appliance operation extends its lifetime so make sure the drum seal is dry (leave the door ajar after washing). Clean the appliance with mild cleaning agents, do NOT scrub with abrasive agents.

1 Before you start washing



- Empty pockets
- Close all zips and button up duvet covers.
- Wash delicate and small items in a protective mesh laundry bag.
- Open the appliance door by pressing the handle on the inside.
- Insert the sorted clothes into the washing machine:
 - Cotton — max full drum
 - Synthetics — max ½ of the drum
 - Silk, wool — max ¼ of the drum
- Close the door, press firmly against the seal.

2 Add detergent

- Open the detergent drawer by pulling the handle.
- Pour the recommended dose of washing detergent into the appropriate compartment of the detergent drawer.
- Add fabric conditioner to the appropriate compartment if required.
 - II MAIN WASH detergent.
 - III Fabric softener or other special care liquids
 - I PREWASH detergent.

3 Select a washing programme


- Set the programme selector knob to the desired programme.
- Customize the programme to your needs — you can change the temperature, spin speed, or enable additional features.
- Select additional functions - described in the "Table of programmes" (see page 2).

4 Select START

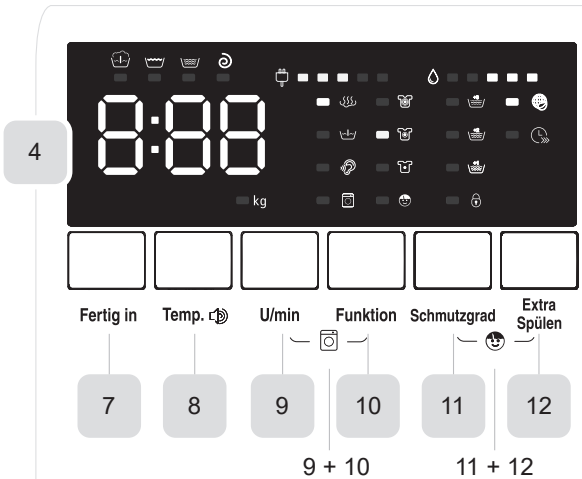
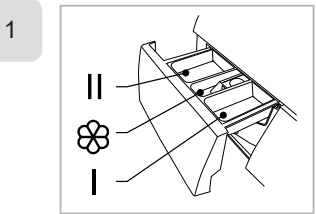
- Close the appliance door.
- Turn the programme selector to the selected programme (see page 2).
- Select additional functions or wash cycle parameters as required — according to your needs.
- Select Time Remaining ranging from 0 to 24 hours.
- Then press the START/ PAUSE button

5 End of the wash

- End of the wash cycle is indicated by acoustic signal (if active). The display shows END and the door lock indicator light goes out.
- Close the water valve.
- Turn washing machine off.
- Unplug the appliance from the wall outlet.
- Open the door and remove laundry. Once clothes are removed, leave the door slightly ajar to allow the drum seal to dry before the door is closed properly. Leave the detergent drawer compartment slightly ajar to allow it to dry.



1. Detergent drawer
2. Drum
3. Programme selector dial
4. Control panel / Display
5. Door handle
6. Pump filter cover



7. Time Remaining
8. Temperature button
9. Spin Button
10. Options button
11. Soil level
12. Extra Rinse
- 9+10. Drum self-cleaning
- 11+12. Child Lock

TABLE OF PROGRAMMES: WA 474 073

| ITEM | Programme name | The default temperature | Default spin speed | Max. load [kg] | Additional functions available | | | | | Detergent drawer | | | Time [h:min] | Power consumption [wh] | Water consumption [l] | Number of rinses | Steam Power PRO | Type of laundry |
|------|-------------------|-------------------------|--------------------|----------------|--------------------------------|-------------|---------|----------|------------|------------------|--------------|---------------------|--------------|------------------------|-----------------------|------------------|-----------------|------------------------------------------------------------------------------------------------------------------------------------------------------------------------------------------------|
| | | [°C] | | | Soil level | Extra Rinse | Prewash | Eco Wash | Speed Wash | Prewash I | Main wash II | Fabric softener III | | | | | | |
| 1 | Eco 40-60 | -- | 1400 | 7.0 | | | | | | ✕ | ● | ○ | 03:28 | 782 | 51 | 2 | | Use this programme to preserve colours of coloured clothes The "Eco 40-60" programme is used to wash normally soiled cotton fabrics, which can be washed at 40°C or 60°C in the same cycle. |
| 2 | Cotton | 40° | 1200 | 7.0 | ✓ | ✓ | ✓ | ✓ | ✓ | ○ | ● | ○ | 03:39 | 939 | 65 | 2 | ✓ | Lightly soiled cotton or linen clothes. |
| 3 | Easy Iron | 30° | 800 | 3.5 | ✓ | ✓ | ✓ | ✓ | | ○ | ● | ○ | 01:00 | 316 | 41 | 2 | ✓ | Use this programme to wash clothes such as shirts. |
| 4 | Sport | 20° | 800 | 3.5 | | ✓ | ✓ | ✓ | | ○ | ● | ○ | 00:45 | 149 | 41 | 2 | ✓ | Sports wear and leisure wear with Microfibre. |
| 5 | Linen | 40° | 800 | 2.5 | ✓ | ✓ | | ✓ | | ✕ | ● | ○ | 01:27 | 445 | 51 | 3 | ✓ | Moderately or heavily soiled cotton clothes, bed linen, table linen, undergarments, towels, linen fabrics. |
| 6 | Colour protection | Cold water | 1000 | 3.5 | ✓ | ✓ | | | | ✕ | ● | ○ | 01:18 | 137 | 41 | 3 | ✓ | Use this programme to preserve colours of coloured clothes |
| 7 | Antiallergic | 60° | 800 | 3.5 | | ✓ | | | | ✕ | ● | ○ | 04:31 | 1106 | 55 | 4 | ✓ | The programme is designed for washing clothes of people with sensitive skin, e.g. children. |
| 8 | Spin | -- | 1000 | 7.0 | | | | | | ✕ | ✕ | ✕ | 00:12 | 40 | -- | 0 | | Spin-drying after hand washing. |
| 9 | Synthetics | 40° | 1200 | 3.5 | ✓ | ✓ | ✓ | ✓ | ✓ | ○ | ● | ○ | 03:18 | 698 | 41 | 2 | | Very dirty clothes, clothing made from synthetic fabrics or natural-synthetic fabric blends (nylon, shirts, blouses). |
| 10 | Cotton 20°C | 20° | 1000 | 3.5 | | ✓ | | ✓ | | ✕ | ● | ○ | 01:01 | 177 | 41 | 2 | | Lightly soiled cotton or linen clothes. |
| 11 | Wool | 40° | 600 | 2.0 | | ✓ | | | | ✕ | ● | ○ | 01:07 | 410 | 60 | 2 | | Note: Do not machine wash woollen fabrics if the cloth tag prohibits. |
| 12 | Hand wash | 30° | 600 | 2.5 | | ✓ | | | | ✕ | ● | ○ | 00:50 | 263 | 34 | 2 | | Very delicate fabrics. |
| 13 | Refresh | Cold water | 800 | 2.0 | | ✓ | | | | ✕ | ● | ○ | 00:15 | 30 | 31 | 2 | | Very short programme, suitable for lightly soiled laundry, for example a small amount of laundry. |
| 14 | Rinse | -- | 1000 | 7.0 | | ✓ | | | | ✕ | ✕ | ○ | 00:20 | 40 | 24 | 1 | | This programme is for rinsing with additives (such as anti-static or softening additives). Reduce the spin speed when washing very delicate fabrics. |
| 15 | Sterilise 70°C | 70° | 800 | 3.5 | | ✓ | | | | ✕ | ● | ○ | 02:27 | 1029 | 55 | 2 | | A washing machine can kill some bacteria and provide a hygienic effect. |
| | | | | | | | | | | | | | | | | | | |

* Use this programme to preserve colours of coloured clothes The "Eco 40-60" programme is used to wash normally soiled cotton fabrics, which can be washed at 40°C or 60°C in the same cycle.

** The most efficient programmes in terms of energy and water consumption are generally those that are run at lower temperatures and for longer time.

*** You will save energy and water by loading your household appliance to the full capacity indicated by the manufacturer for the appropriate programmes.

NOTE:

Real water temperature may differ from the declared wash cycle temperature. Time given is an estimate only. It can differ from the actual washing time depending on temperature, water pressure, and laundry load. The time is automatically updated during the wash cycle, temporary time stops and lapses are normal.

○ Use detergent or fabric softener if necessary.

● Detergent required, without which washing will be ineffective.

✕ Do not use detergent or fabric softener.

| WASHING PROGRAMMES TABLE | | | | | | | |
|--------------------------|---------------------------|------------------------|----------------------------------------|----------------------------------------------|--------------------------------------------------|-----------------------------------------|--------------------------------------------------------|
| Cycle | Nominal capacity in kg | Temperature setting | Cycle duration in hours and minutes | Energy consumption in kWh/operating cycle | Water consumption in liter/operating cycle | Highest temperature °C ¹⁾ | Residual moisture in % /spin speed ²⁾ |
| Cotton | 7.0 | 60 | 3:44 | 1.392 | 65 | 60 | 60%/1200 |
| Synthetics | 3.5 | 40 | 3:18 | 0.698 | 41 | 40 | 35%/1200 |
| Cotton 20°C | 3.5 | 20 | 1:01 | 0.177 | 41 | 20 | 65%/1000 |
| 15' Express | 2.0 | cold | 0:15 | 0.030 | 31 | cold | 70%/800 |
| Hygiene+ | 3.5 | 70 | 2:27 | 1.029 | 55 | 70 | 70%/800 |
| Eco 40-60 ³⁾ | 7.0 | -- | 3:28 | 0.643 | 57.0 | 32 | 53.9%/1350 |
| | 3.5 | -- | 2:42 | 0.405 | 41.0 | 29 | 53.9%/1350 |
| | 2.0 | -- | 2:42 | 0.205 | 32.0 | 24 | 53.9%/1350 |

- The above data is for reference only, and the data may change due to different actual use conditions.
- The values given for programmes other than the Eco 40-60 programme are indicative only.
- Cotton 20°C program is able to clean lightly soiled cotton laundry, at a nominal temperature of 20°C, which complies with the regulation (EU) 2019/2023.
- Concerning to EN 60456:2016/A11:2020 With (EU)2019/2014, (EU)2019/2023, (EU)2021/340, (EU)2021/341

The EU energy efficiency class is: A
Energy test program: Eco 40-60. Other as the default.
Half load for 7.0kg machine: 3.5kg.
Quarter load for 7.0kg machine: 2.0kg.

¹⁾ The highest temperature reached by the laundry in the wash cycle for at least 5 minutes.
²⁾ Residual moisture after the wash cycle in water content percent and the spin speed at which this was achieved.
³⁾ The ECO 40-60 programme is able to clean normally soiled cotton laundry declared to be washable at 40°C or 60°C, together in the same cycle. This programme is used to assess the compliance with the regulation (EU) 2019/2023.

The most efficient programmes in terms of energy consumption are generally those that perform at lower temperatures and longer duration.
Loading the household washing machine up to the capacity indicated for the respective programmes will contribute to energy and water savings.
Noise and remaining moisture content are influenced by the spinning speed: the higher the spinning speed in the spinning phase, the higher the noise and the lower the remaining moisture content.

