

Dear Customer,

This Quick Start Guide is enclosed with detailed washing machine operating instructions. Before using the appliance carefully read the Operating Instructions, especially guidelines for safe use.

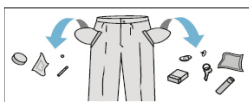
Before plugging your appliance into the mains power, remove the transport bolts and level the appliance. Do not start the washing machine before it is properly set up.

Only wash delicate fabrics, synthetics, wool using designated programs. Only load such fabrics according a

table of the maximum load sizes (see page 2).

The correct appliance operation extends its lifetime so make sure the drum seal is dry (leave the door ajar after washing). Clean the appliance with mild cleaning agents, do NOT scrub with abrasive agents.

1 Prepare laundry for washing



- Empty pockets.
- Close all zips and button up duvet covers.
- Wash delicate and small items in a protective mesh laundry bag.
- Open the appliance door by pressing the handle on the inside.
- Insert the sorted clothes into the washing machine:
 - Cotton — max full drum
 - Synthetics — max ½ of the drum
 - Silk, wool — max ¼ of the drum
- Close the door, press firmly against the seal.

2 Add detergent

- Open the detergent drawer by pulling the handle.
- Pour the recommended dose of washing detergent into the appropriate compartment of the detergent drawer.
- Add fabric conditioner to the appropriate compartment if required.
 - II MAIN WASH detergent.
 - ☼ Fabric softener or other special care liquids.
 - I PREWASH detergent.

3 Select a washing programme

- Set the programme selector knob to the desired programme.
- Customize the programme to your needs — you can change the temperature, spin speed, or enable additional features.
- The additional functions are described on the control panel and in the "Table of Wash Programmes" — see page 2).

4 Select START

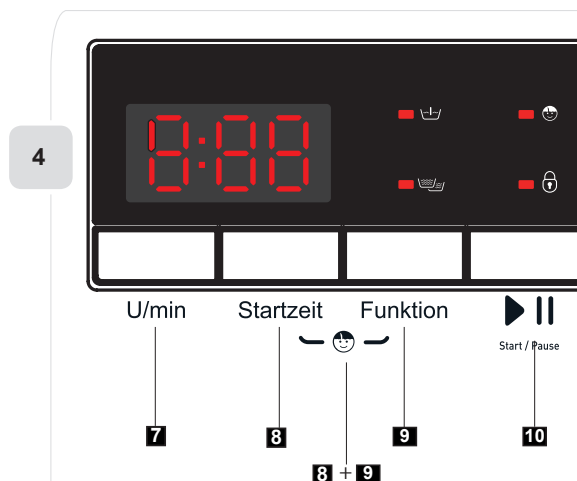
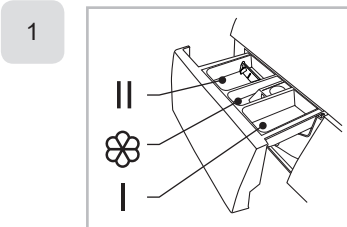
- Close the door.
- Only load such fabrics according a table of the maximum load sizes (see page 2).
- Select additional functions or wash cycle parameters as required – according to your needs.
- Select the Delay start from 0 to 24 hours.
- Then press the START/ PAUSE button.

5 End of the wash

- End of the wash cycle is indicated by acoustic signal (if active). The display shows END and the door lock indicator light goes out.
- Close the water valve.
- Switch the machine off.
- Unplug the appliance from the wall outlet.
- Open the door and remove laundry. Once clothes are removed, leave the door slightly ajar to allow the drum seal to dry before the door is closed properly. Leave the detergent drawer compartment slightly ajar to allow it to dry.



1. Detergent compartment
2. Drum
3. Programme selector dial
4. Control panel / Display
5. Handle
6. Pump filter cover



7. Spin speed (rpm) selection button
8. Delay Start button
9. Function button (Prewash / Extra Rinse)
10. Start/Pause button
- 8+9. Child Lock

TABLE OF WASH PROGRAMMES: WA 484 030

ITEM	Programme name	The default temperature [°C]	Default spin speed	Max. load [kg]	Additional functions available				Detergent compartment			Power consumption [Wh]	Time [h:min]	Water consumption [l]	Number of rinses	Type of laundry
			[RPM]		[kg]	Extra Rinse	Delayed Start		Prewash ^I	Main wash ^{II}	Fabric softener ^{III}					
1	Cotton	Cold water	1000	8.0	✓		✓		○	●	○	02:20	330	71	2	Hard-wearing textiles, heat-resistant fabrics made of cotton or linen.
2	Cotton 20°C	20°	1000	8.0	✓		✓		○	●	○	02:20	450	71	2	Hard-wearing textiles, heat-resistant fabrics made of cotton or linen.
3	Cotton 40°C	40°	1000	8.0	✓		✓		○	●	○	02:40	988	71	2	Hard-wearing textiles, heat-resistant fabrics made of cotton or linen.
4	Cotton 60°C	60°	1000	8.0	✓		✓		○	●	○	02:45	1491	71	2	Hard-wearing textiles, heat-resistant fabrics made of cotton or linen.
5	Jeans pants	60°	1000	8.0	✓		✓		○	●	○	01:45	1351	65	2	Special programmes for denim clothing.
6	Delicate fabrics	30°	600	2.5	✓		✓		✕	●	○	0:50	295	34	2	Very delicate fabrics, e.g. silk.
7	Eco 40-60	60°	1350	8.0			✓		✕	●	○	03:38	1162	60.3	2	The "Eco 40-60" programme is used to wash normally soiled cotton fabrics, which can be washed at 40°C or 60°C in the same cycle.
8	Spin programmes	--	1000	8.0			✓		✕	✕	✕	0:12	46	--	-	
9	Rinse and spin	--	1000	8.0	✓		✓		✕	✕	○	0:20	56	25	1	Rinsing with laundry additives, including. anti-static or softening additives. Reduce the spin speed when washing very delicate fabrics.
10	Hygiene+	90°	1000	8.0	✓		✓		○	●	○	02:17	2162	71	2	A washing machine can remove some bacteria, resulting in a fully hygienic washing result.
11	Synthetics 60°C	60°	1000	8.0	✓		✓		○	●	○	01:30	1316	71	2	For washing synthetic products such as T-shirts, jackets, products made of mixed fibres. When washing knitted fabrics, reduce the amount of detergent due to the loose structure and easy foam formation.
12	Shirts 40°C	40°	1000	8.0	✓		✓		○	●	○	01:20	801	71	2	This programme is designed for washing shirts.
13	Mixed 20°C	20°	1000	8.0	✓		✓		○	●	○	01:00	263	71	2	Mixed laundry consisting of cotton and synthetic fabrics.
14	Quick Wash 45'	40°	800	2.0	✓		✓		○	●	○	0:45	368	35	2	This programme is suitable for washing a small amount of lightly soiled clothes.
15	Express 15'	Cold water	800	2.0			✓		○	●	○	0:15	36	34	2	A very short program to wash a small amount of lightly soiled clothes.

* The "Eco 40-60" programme is used to wash normally soiled cotton fabrics, which can be washed at 40°C or 60°C in the same cycle.

** The most efficient programmes in terms of energy and water consumption are generally those that are run at lower temperatures and for longer time.

*** You will save energy and water by loading your household appliance to the full capacity indicated by the manufacturer for the appropriate programmes.

NOTE:

NOTE:

Real water temperature may differ from the declared wash cycle temperature.

Time given is an estimate only. It can differ from the actual washing time depending on temperature, water pressure and quantity of laundry loaded. The time is automatically updated during the wash cycle and it is normal for it to stop or skip.

○

Use detergent or fabric softener if necessary.

●

Detergent required, without which washing will be ineffective.

✕

Do not use detergent or fabric softener.